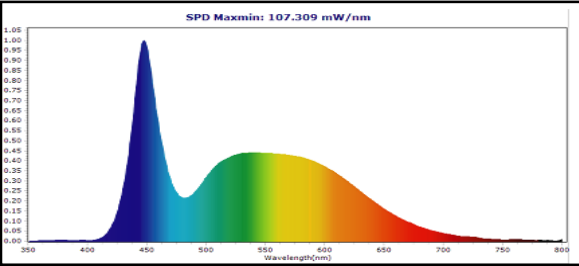
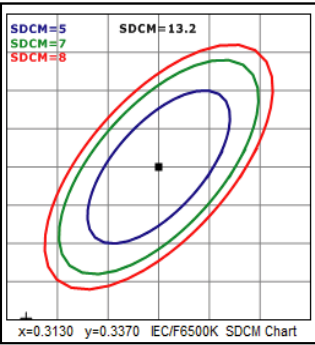


## LED 60x60 BACKLIGHT ENEC DRIVER PANELLER LED 60X60 BACKLIGHT PANELS WITH ENEC DRIVER

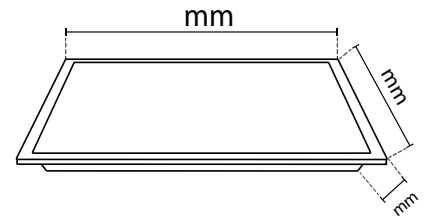
40W



Gövde Body	Alüminyum Çerçeve + DKP Sac Gövde Aluminum Frame + DKP Sheet Metal Body	Giriş Gerilimi Input Voltage(V)	220V-240V	Frekans Frequency(Hz)	50-60 Hz
LED	SMD	Renksel Ger. İnd. Colour Ren. In. (CRI)	>80	IP Koruma IP Protection	IP20
Optik Kapak Diffuser	Opal PC	Güç Faktörü Power Fac. (cos φ)	0.90	RAL Kodu RAL Code	RAL 9016
Sürücü Driver	ENEC Sertifikalı Avrupa menşei sürücü ENEC certified driver of european origin	Kullanım Ömrü (sa) Life-Time(h)	18.000	Opsiyonlar Options	2 saate kadar acil durum aydınlatma kitli opsiyonu mevcuttur. Emergency unit application up to 2 hours.



Teknik Çizim  
Technical Drawing



Ürün Kodu Code No	Güç Power (W)	Işık Akısı Luminous Flux (lm)	Renk Sıcaklığı Colour Temp. (K)	Etkinlik Faktörü Luminous Effic. (lm/W)	Boyutlar Dimensions (mm)	Koli Adedi Pcs/Pack	Koli Hacmi Package Volume (m³)	Koli Ağırlığı Package Weight (kg)
YL18-5400-E	40W	3600	6500K	90	595x595x33	10	0,136	12,6
YL18-5401-E	40W	3600	3200K	90	595x595x33	10	0,136	12,6
YL18-5407-E	40W	3600	4000K	90	595x595x33	10	0,136	12,6
YL18-5400-O	40W	3600	6500K	90	595x595x33	10	0,136	12,6
YL18-5401-O	40W	3600	3200K	90	595x595x33	10	0,136	12,6
YL18-5407-O	40W	3600	4000K	90	595x595x33	10	0,136	12,6